

# The IPv6 Protocol & IPv6 Standards



ITU/APNIC IPv6 Security  
Workshop

21<sup>st</sup> – 23<sup>rd</sup> June

Phnom Penh

# So what has really changed?

---

- **IPv6 does not interoperate with IPv4**
  - Separate protocol working independently of IPv4
  - Deliberate design intention
  - Simplify IP headers to remove unused or unnecessary fields
  - Fixed length headers to “make it easier for chip designers and software engineers”

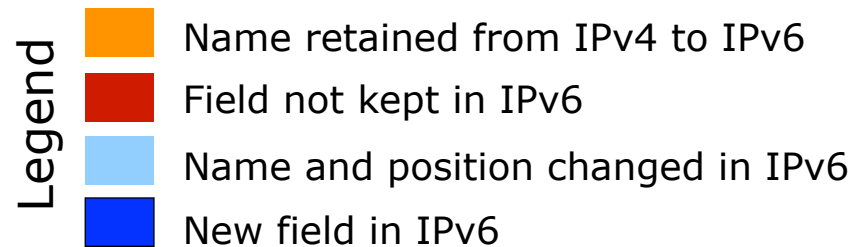
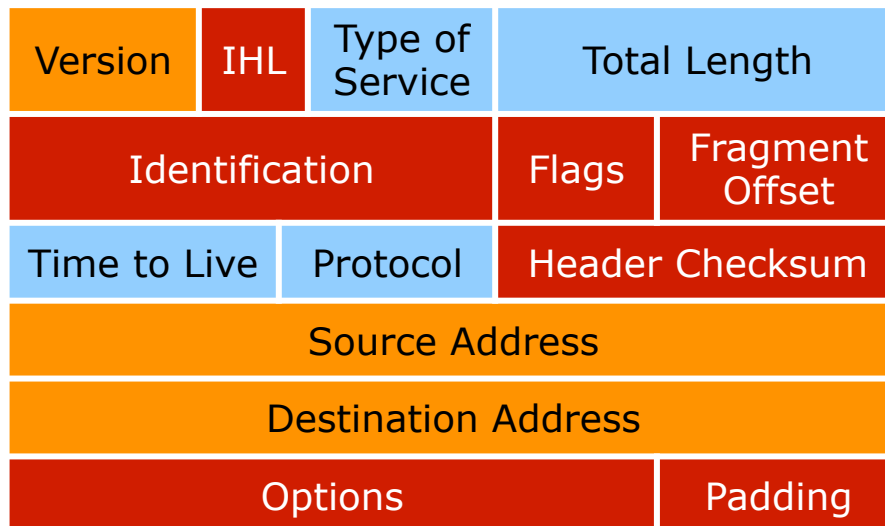
# What else has changed?

---

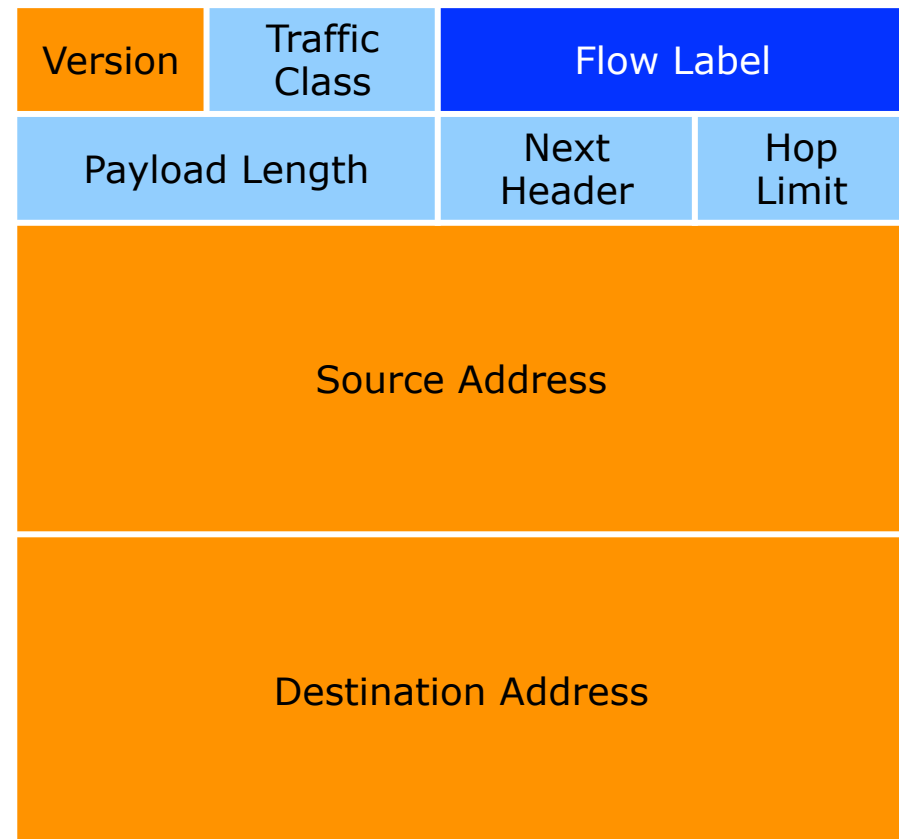
- ❑ Expanded address space
  - Address length quadrupled to 16 bytes
- ❑ Header Format Simplification
  - Fixed length, optional headers are daisy-chained
  - IPv6 header is twice as long (40 bytes) as IPv4 header without options (20 bytes)
- ❑ No checksum at the IP network layer
- ❑ No hop-by-hop fragmentation
  - Path MTU discovery
- ❑ 64 bits aligned
- ❑ Authentication and Privacy Capabilities
  - IPsec is integrated
- ❑ No more broadcast

# IPv4 and IPv6 Header Comparison

## IPv4 Header



## IPv6 Header



# IPv6 Header

---

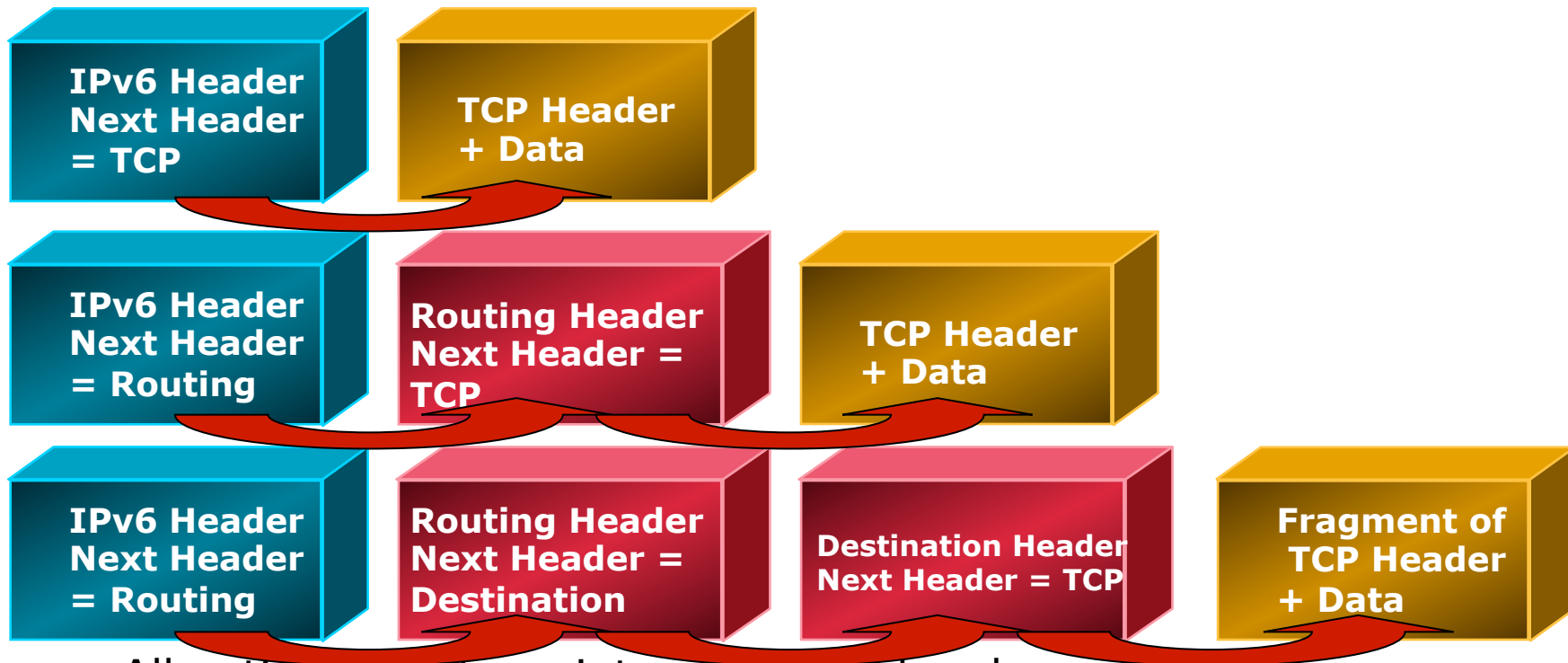
- ❑ Version = 4-bit value set to 6
- ❑ Traffic Class = 8-bit value
  - Replaces IPv4 TOS field
- ❑ Flow Label = 20-bit value
- ❑ Payload Length = 16-bit value
  - The size of the rest of the IPv6 packet following the header – replaces IPv4 Total Length
- ❑ Next Header = 8-bit value
  - Replaces IPv4 Protocol, and indicates type of next header
- ❑ Hop Limit = 8-bit value
  - Decreased by one every IPv6 hop (IPv4 TTL counter)
- ❑ Source address = 128-bit value
- ❑ Destination address = 128-bit value

# Header Format Simplification

---

- Fixed length
  - Optional headers are daisy-chained
- 64 bits aligned
- IPv6 header is twice as long (40 bytes) as IPv4 header without options (20 bytes)
- IPv4 contains 10 basic header fields
- IPv6 contains 6 basic header fields
  - No checksum at the IP network layer
  - No hop-by-hop fragmentation

# Header Format – Extension Headers



- ❑ All optional fields go into extension headers
- ❑ These are daisy chained behind the main header
  - The last 'extension' header is usually the ICMP, TCP or UDP header
- ❑ Makes it simple to add new features in IPv6 protocol without major re-engineering of devices
- ❑ Number of extension headers is not fixed / limited

# Header Format – Common Headers

---

- Common values of Next Header field:
  - 0 Hop-by-hop option (extension)
  - 2 ICMP (payload)
  - 6 TCP (payload)
  - 17 UDP (payload)
  - 43 Source routing (extension)
  - 44 Fragmentation (extension)
  - 50 Encrypted security payload (extension, IPSec)
  - 51 Authentication (extension, IPSec)
  - 59 Null (No next header)
  - 60 Destination option (extension)



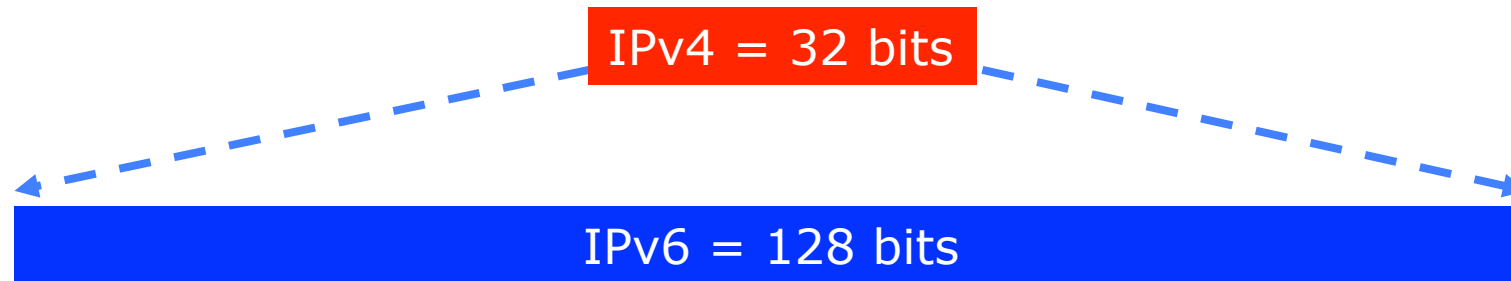
# Header Format – Ordering of Headers

---

- Order is important because:
  - Hop-by-hop header has to be processed by every intermediate node
  - Routing header needs to be processed by intermediate routers
  - At the destination fragmentation has to be processed before other headers
- This makes header processing easier to implement in hardware

# Larger Address Space

---



- IPv4
  - 32 bits
  - = 4,294,967,296 possible addressable devices
- IPv6
  - 128 bits: 4 times the size in bits
  - =  $3.4 \times 10^{38}$  possible addressable devices
  - = 340,282,366,920,938,463,463,374,607,431,768,211,456
  - =  $4.6 \times 10^{28}$  addresses per person on the planet


# How was the IPv6 Address Size Chosen?

---

- Some wanted fixed-length, 64-bit addresses
  - Easily good for  $10^{12}$  sites,  $10^{15}$  nodes, at .0001 allocation efficiency
    - (3 orders of magnitude more than IPv6 requirement)
  - Minimizes growth of per-packet header overhead
  - Efficient for software processing
- Some wanted variable-length, up to 160 bits
  - Compatible with OSI NSAP addressing plans
  - Big enough for auto-configuration using IEEE 802 addresses
  - Could start with addresses shorter than 64 bits & grow later
- Settled on fixed-length, 128-bit addresses

# IPv6 Address Representation (1)

---

- 16 bit fields in case insensitive colon hexadecimal representation
  - 2031:0000:130F:0000:0000:09C0:876A:130B
- Leading zeros in a field are optional:
  - 2031:0:130F:0:0:9C0:876A:130B
- Successive fields of 0 represented as ::, but only once in an address:
  - 2031:0:130F::9C0:876A:130B is ok
  - 2031::130F::9C0:876A:130B is **NOT** ok
- 0:0:0:0:0:0:0:1 → ::1 (loopback address)
- 0:0:0:0:0:0:0:0 → :: (unspecified address)

# IPv6 Address Representation (2)

---

- `::` representation
  - RFC5952 recommends that the rightmost set of `:0:` be replaced with `::` for consistency
    - `2001:db8:0:2f::5` rather than `2001:db8::2f:0:0:0:5`
- IPv4-compatible (not used any more)
  - `0:0:0:0:0:0:192.168.30.1`
  - = `::192.168.30.1`
  - = `::C0A8:1E01`
- In a URL, it is enclosed in brackets (RFC3986)
  - [http://\[2001:db8:4f3a::206:ae14\]:8080/index.html](http://[2001:db8:4f3a::206:ae14]:8080/index.html)
  - Cumbersome for users, mostly for diagnostic purposes
  - Use fully qualified domain names (FQDN)
  - ⇒ The DNS has to work!!

# IPv6 Address Representation (3)

---

## □ Prefix Representation

- Representation of prefix is just like IPv4 CIDR
- In this representation you attach the prefix length
- Like IPv4 address:
  - 198.10.0.0/16
- IPv6 address is represented in the same way:
  - 2001:db8:12::/40

# IPv6 Addressing

---

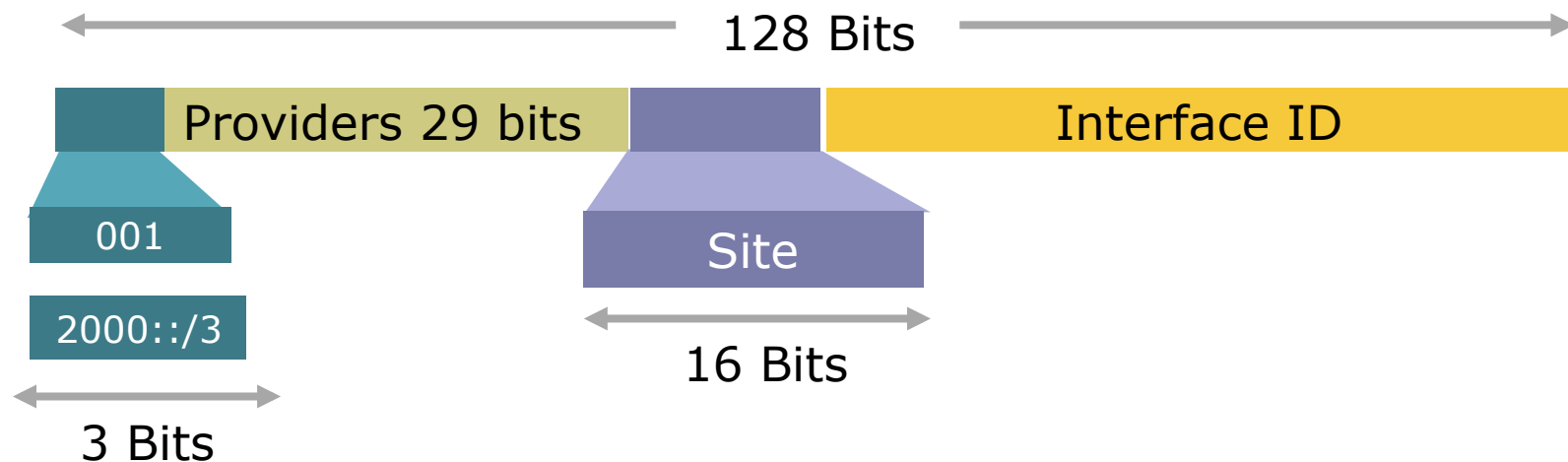
- IPv6 Addressing rules are covered by multiple RFCs
  - Architecture defined by RFC 4291
- Address Types are :
  - Unicast : One to One (Global, Unique Local, Link local)
  - Anycast : One to Nearest (Allocated from Unicast)
  - Multicast : One to Many
- A single interface may be assigned multiple IPv6 addresses of any type (unicast, anycast, multicast)
  - No Broadcast Address → Use Multicast

# IPv6 Addressing

Type	Binary	Hex
Unspecified	000...0	::/128
Loopback	000...1	::1/128
Global Unicast Address	0010	2000::/3
Unique Local Unicast Address	1111 1100 1111 1101	FC00::/7
Link Local Unicast Address	1111 1110 10	FE80::/10
Multicast Address	1111 1111	FF00::/8

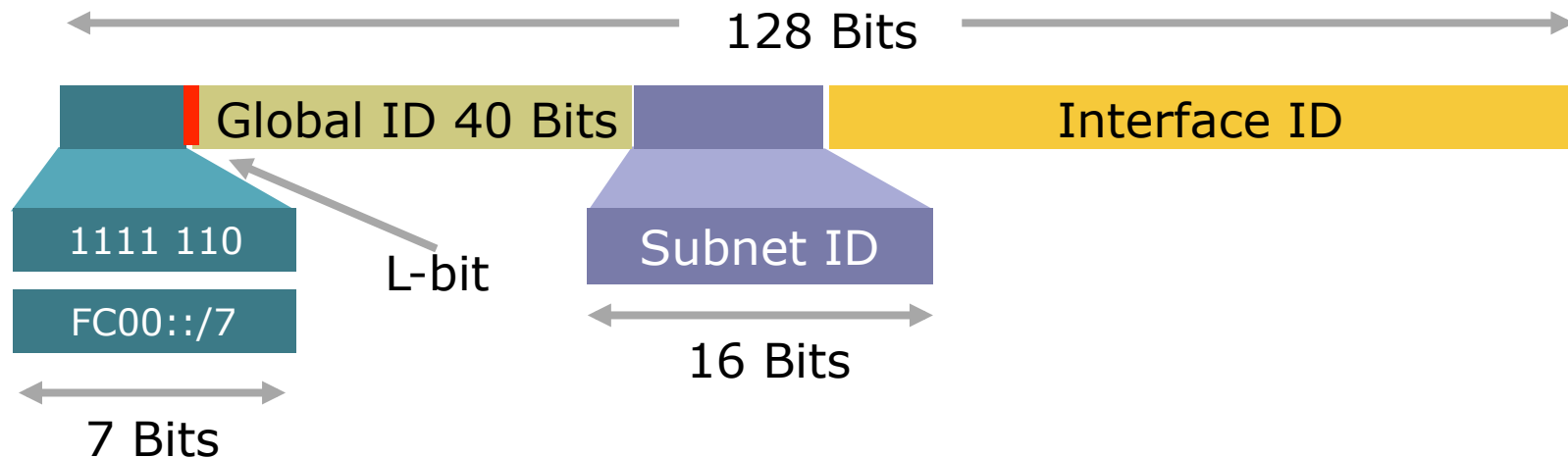


# Global Unicast Addresses



- ❑ Address block delegated by IETF to IANA
- ❑ For distribution to the RIRs and on to the users of the public Internet
- ❑ Global Unicast Address block is 2000::/3
  - This is 1/8<sup>th</sup> of the entire available IPv6 address space

# Unique-Local Addresses



- ❑ Unique-Local Addresses (ULAs) are NOT routable on the Internet
  - L-bit set to 1 – which means the address is locally assigned
- ❑ ULAs are used for:
  - Isolated networks
  - Local communications & inter-site VPNs
  - (see now expired <https://datatracker.ietf.org/doc/draft-ietf-v6ops-ula-usage-recommendations/>)

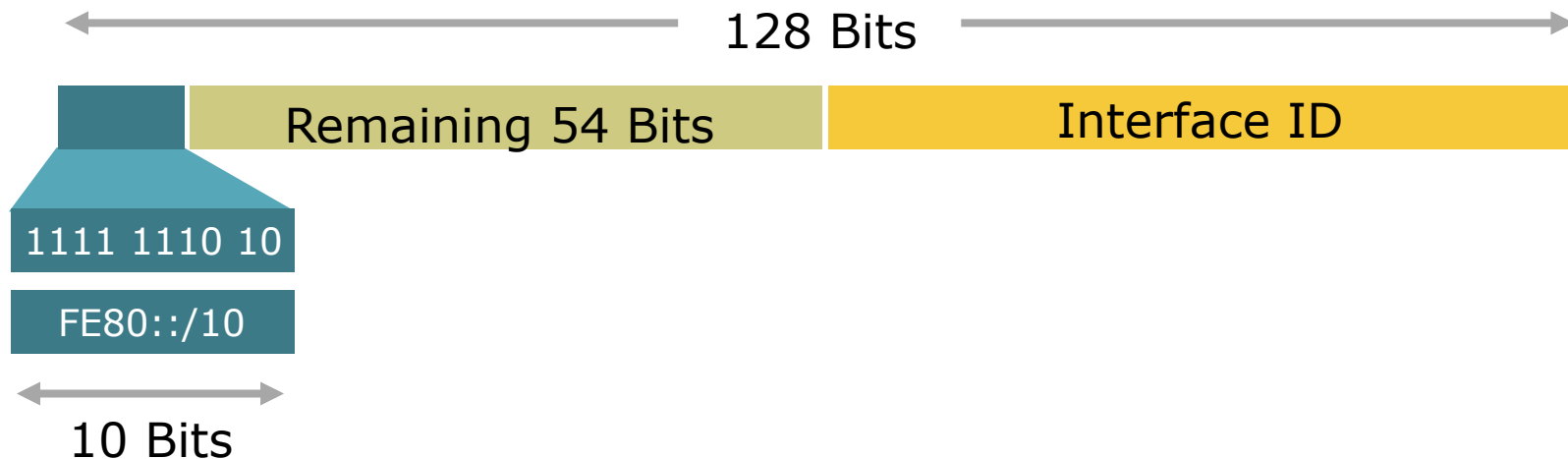
# Unique-Local – Typical Scenarios

---

- ❑ Isolated IPv6 networks:
  - Never need public Internet connectivity
  - Don't need assignment from RIR or ISP
- ❑ Local devices such as printers, telephones, etc
  - Connected to networks using Public Internet
  - But the devices themselves do not communicate outside the local network
- ❑ Site Network Management systems connectivity
- ❑ Infrastructure addressing
  - Using dual Global and Unique-Local addressing
- ❑ Public networks experimenting with NPTv6 (RFC6296)
  - One to one IPv6 to IPv6 address mapping

# Link-Local Addresses

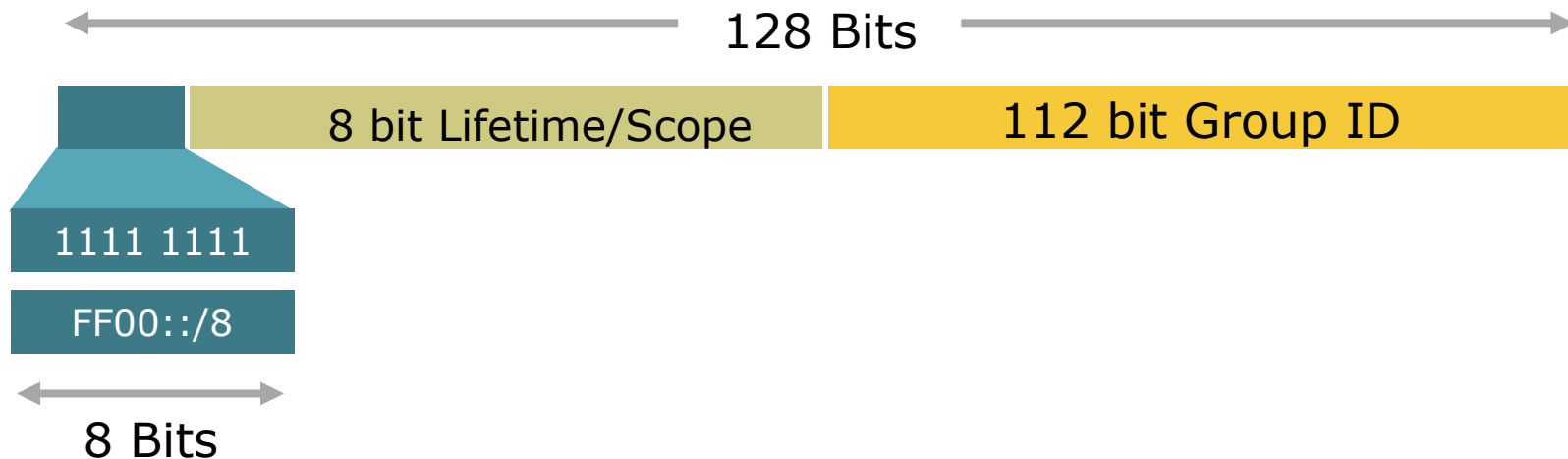
---



- ❑ Link-Local Addresses Used For:
  - Communication between two IPv6 device (like ARP but at Layer 3)
  - Next-Hop calculation in Routing Protocols
- ❑ Automatically assigned by Router as soon as IPv6 is enabled
  - **Mandatory Address**
- ❑ Only Link Specific scope
- ❑ Remaining 54 bits could be Zero or any manual configured<sub>20</sub> value

# Multicast Addresses

---

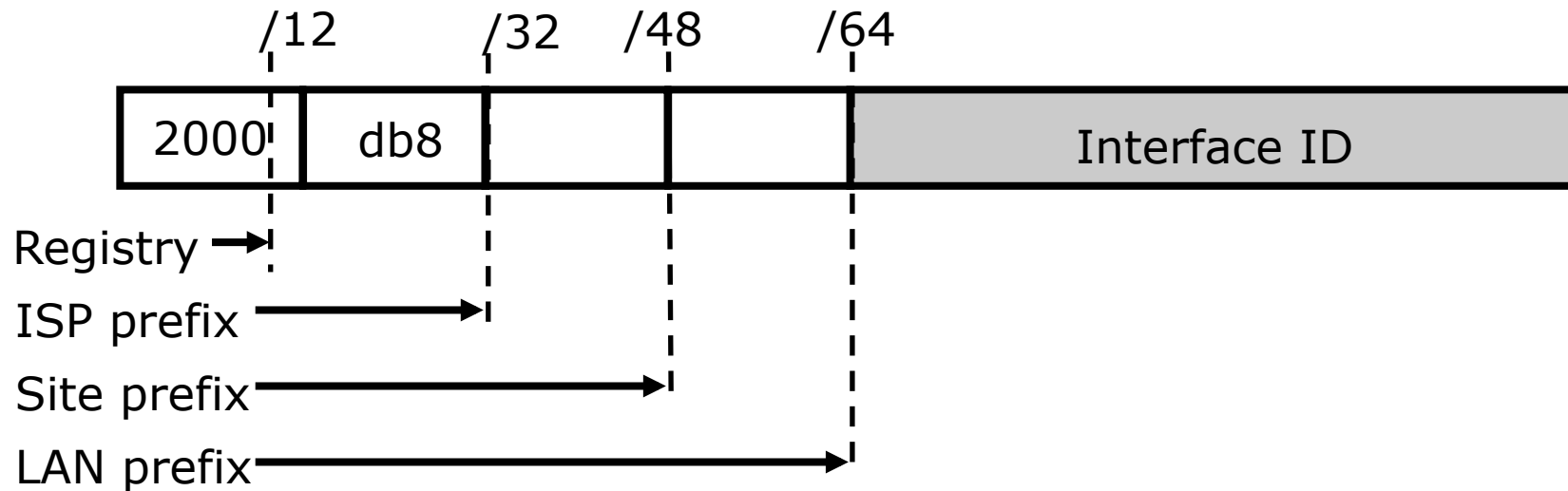


- ❑ Multicast Addresses Used For:
  - One to many communication
- ❑ 2<sup>nd</sup> octet reserved for Lifetime and Scope
- ❑ Remainder of address represents the Group ID
- ❑ (Substantially larger range than for IPv4 which only had 224.0.0.0/4 for Multicast)

# Global Unicast

## IPv6 Address Allocation

---



- The allocation process is:
  - The IANA is allocating out of 2000::/3 for initial IPv6 unicast use
  - Each registry gets a /12 prefix from the IANA
  - Registry allocates a /32 prefix (or larger) to an IPv6 ISP
  - Policy is that an ISP allocates a /48 prefix to each end customer

# IPv6 Addressing Scope

---

- 64 bits reserved for the interface ID
  - Possibility of  $2^{64}$  hosts on one network LAN
  - In theory 18,446,744,073,709,551,616 hosts
  - Arrangement to accommodate MAC addresses within the IPv6 address
- 16 bits reserved for the end site
  - Possibility of  $2^{16}$  networks at each end-site
  - 65536 subnets equivalent to a /12 in IPv4 (assuming a /28 or 16 hosts per IPv4 subnet)

# IPv6 Addressing Scope

---

- 16 bits reserved for each service provider
  - Possibility of  $2^{16}$  end-sites per service provider
  - 65536 possible customers: equivalent to each service provider receiving a /8 in IPv4 (assuming a /24 address block per customer)
- 29 bits reserved for all service providers
  - Possibility of  $2^{29}$  service providers
  - i.e. 536,870,912 discrete service provider networks
    - Although some service providers already are justifying more than a /32

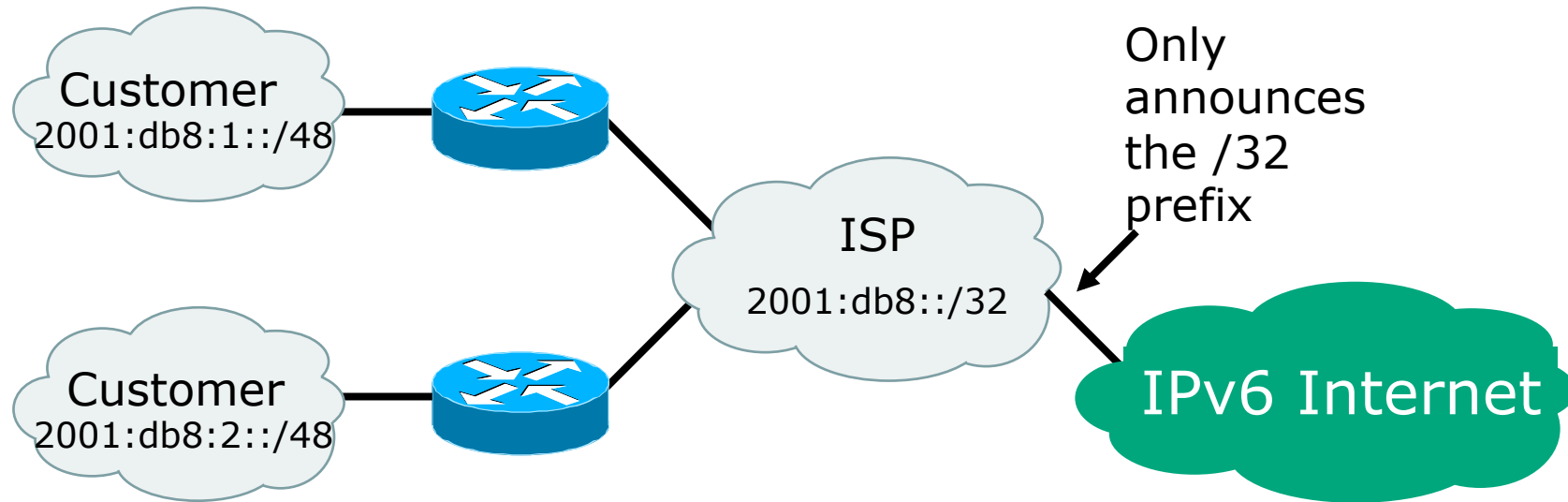


# How to get an IPv6 Address?

---

- IPv6 address space is allocated by the 5 RIRs:
  - AfriNIC, APNIC, ARIN, LACNIC, RIPE NCC
  - Network Operators get address space from the RIRs
  - End Users get IPv6 address space from their ISP
  
- In the past, there were also:
  - 6to4 tunnels 2002::/16
    - Intended to give isolated IPv6 nodes access to the IPv6 Internet
    - Now mostly useless (very unreliable, totally insecure) and considered obsolete
  - 6Bone
    - The experimental IPv6 network launched in the mid 1990s
    - Was retired on 6th June 2006 (RFC3701)

# Aggregation hopes



- ❑ Larger address space enables aggregation of prefixes announced in the global routing table
- ❑ Idea was to allow efficient and scalable routing
- ❑ **But current Internet multihoming solution breaks this model**

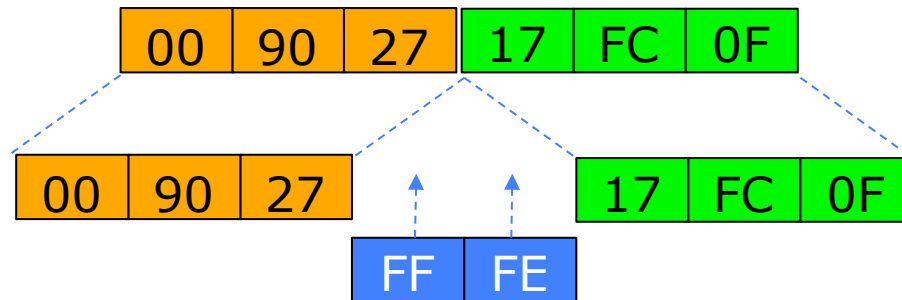
# Interface IDs

---

- Lowest order 64-bit field of unicast address may be assigned in several different ways:
  - Auto-configured from a 64-bit EUI-64, or expanded from a 48-bit MAC address (e.g., Ethernet address)
  - Auto-generated pseudo-random number (to address privacy concerns)
  - Assigned via DHCP
  - Manually configured

# EUI-64

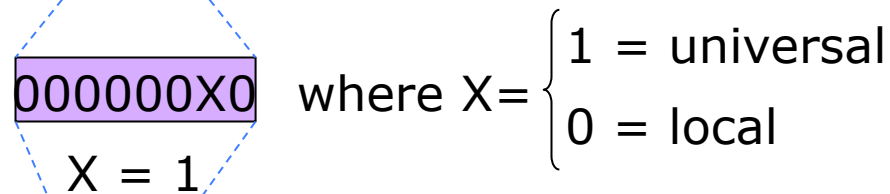
Ethernet MAC address  
(48 bits)



64 bits version



Scope of the EUI-64 id



EUI-64 address



- EUI-64 address is formed by inserting FFFE between the **company-id** and the **manufacturer extension**, and setting the "u" bit to indicate scope

- Global scope: for IEEE 48-bit MAC
- Local scope: when no IEEE 48-bit MAC is available (eg serials, tunnels)

# EUI-64

---

- Device MAC address is used to create:
  - Final 64 bits of global unicast address e.g.
    - 2001:db8:0:1:290:27ff:fe17:fc0f
  - Final 64 bits of link local address e.g.
    - fe80::290:27ff:fe17:fc0f
  - Final 24 bits of solicited node multicast address e.g.
    - ff02::1:ff17:fc0f
- Note that both global unicast and link local addresses can also be configured manually

# IPv6 Addressing Examples

LAN: 2001:db8:213:1::/64

Ethernet0

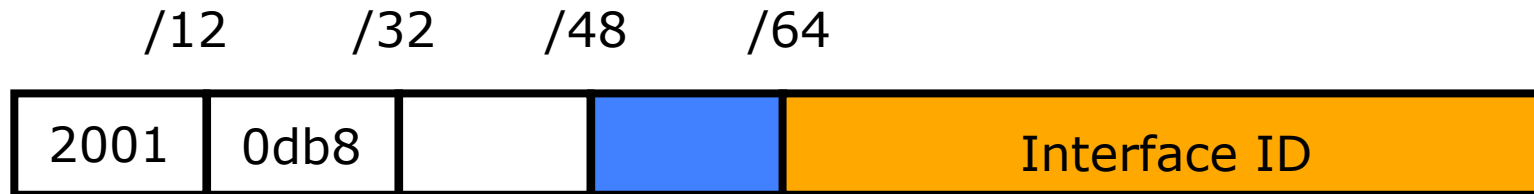


```
interface Ethernet0
  ipv6 address 2001:db8:213:1::/64 eui-64
```

MAC address: 0060.3e47.1530

```
router# show ipv6 interface Ethernet0
Ethernet0 is up, line protocol is up
  IPv6 is enabled, link-local address is FE80::260:3EFF:FE47:1530
Global unicast address(es):
  2001:db8:213:1:260:3EFF:FE47:1530, subnet is 2001:db8:213:1::/64
Joined group address(es):
  FF02::1:FF47:1530
  FF02::1
  FF02::2
MTU is 1500 bytes
```

# IPv6 Address Privacy (RFC 4941)



- ❑ Temporary addresses for IPv6 host client application, e.g. Web browser
- ❑ Intended to inhibit device/user tracking but is also a potential issue
  - More difficult to scan all IP addresses on a subnet
  - But port scan is identical when an address is known
- ❑ Random 64 bit interface ID, run DAD before using it
- ❑ Rate of change based on local policy
- ❑ Implemented on Microsoft Windows XP/Vista/7 and Apple MacOS 10.7 onwards
  - Can be activated on FreeBSD/Linux with a system call

# Host IPv6 Addressing Options

---

- Stateless (RFC4862)
  - SLAAC – Stateless Address AutoConfiguration
  - Booting node sends a “router solicitation” to request “router advertisement” to get information to configure its interface
  - Booting node configures its own Link-Local address
- Stateful
  - DHCPv6 – required by most enterprises
  - Manual – like IPv4 pre-DHCP
    - Useful for servers and router infrastructure
    - Doesn't scale for typical end user devices



# IPv6 Renumbering

---

## □ Renumbering Hosts

### ■ Stateless:

- Hosts renumbering is done by modifying the RA to announce the old prefix with a short lifetime and the new prefix

### ■ Stateful:

- DHCPv6 uses same process as DHCPv4

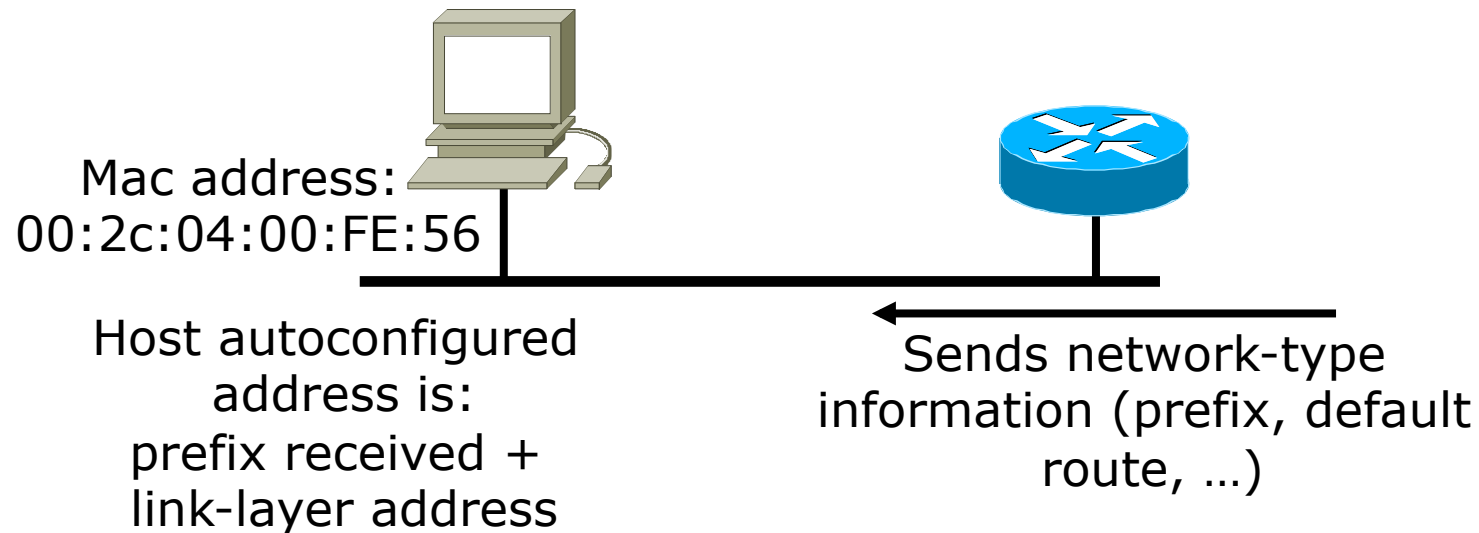
## □ Renumbering Routers

- Router renumbering protocol was developed (RFC 2894) to allow domain-interior routers to learn of prefix introduction / withdrawal

- **No known implementation!**

# Auto-configuration

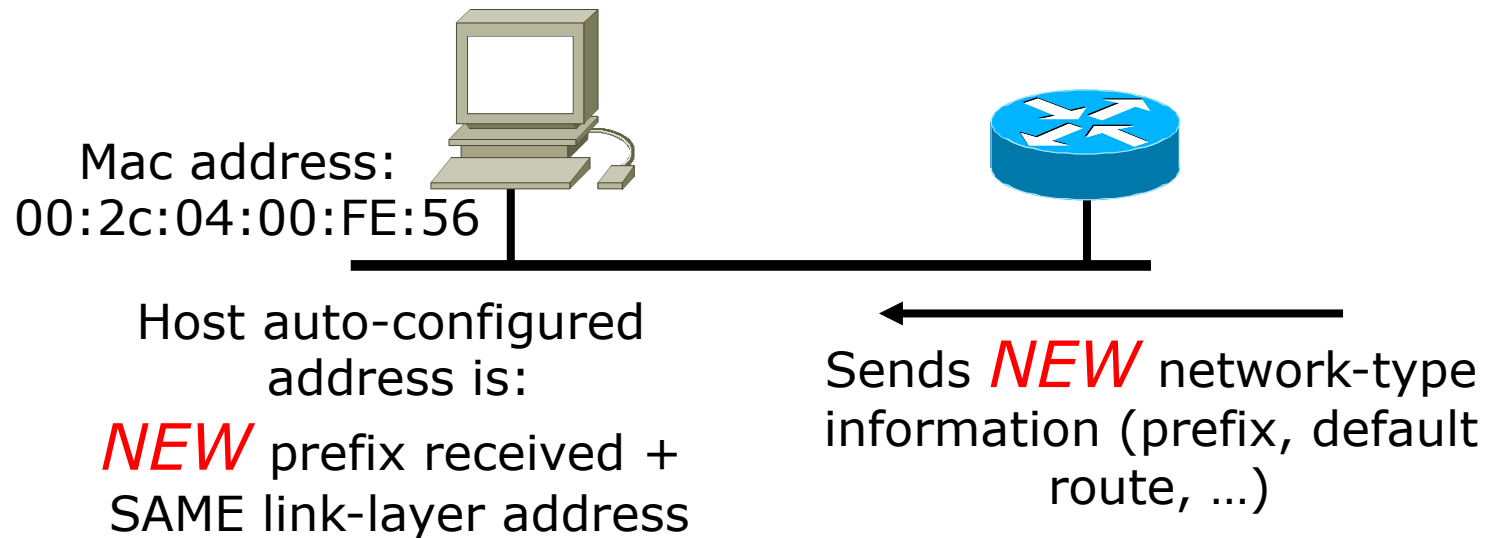
---



- ❑ PC sends router solicitation (RS) message
- ❑ Router responds with router advertisement (RA)
  - This includes prefix and default route
  - RFC6106 adds DNS server option
- ❑ PC configures its IPv6 address by concatenating prefix received with its EUI-64 address

# Renumbering

---



- Router sends router advertisement (RA)
  - This includes the new prefix and default route (and remaining lifetime of the old address)
- PC configures a new IPv6 address by concatenating prefix received with its EUI-64 address
  - Attaches lifetime to old address

# Multicast use

---

- Broadcasts in IPv4
  - Interrupts all devices on the LAN even if the intent of the request was for a subset
  - Can completely swamp the network (“broadcast storm”)
- Broadcasts in IPv6
  - Are not used and replaced by multicast
- Multicast
  - Enables the efficient use of the network
  - Multicast address range is much larger

# IPv6 Multicast Address

- IP multicast address has a prefix FF00::/8
- The second octet defines the lifetime and scope of the multicast address.

8-bit	4-bit	4-bit	112-bit
1111 1111	Lifetime	Scope	Group-ID

Lifetime	
0	If Permanent
1	If Temporary

Scope	
1	Node
2	Link
5	Site
8	Organisation
E	Global

# IPv6 Multicast Address Examples

---

## □ RIPng

- The multicast address AllRIPRouters is **FF02::9**
  - Note that 02 means that this is a permanent address and has link scope

## □ OSPFv3

- The multicast address AllSPFRouters is **FF02::5**
- The multicast address AllDRouters is **FF02::6**

## □ EIGRP

- The multicast address AllEIGRPRouters is **FF02::A**

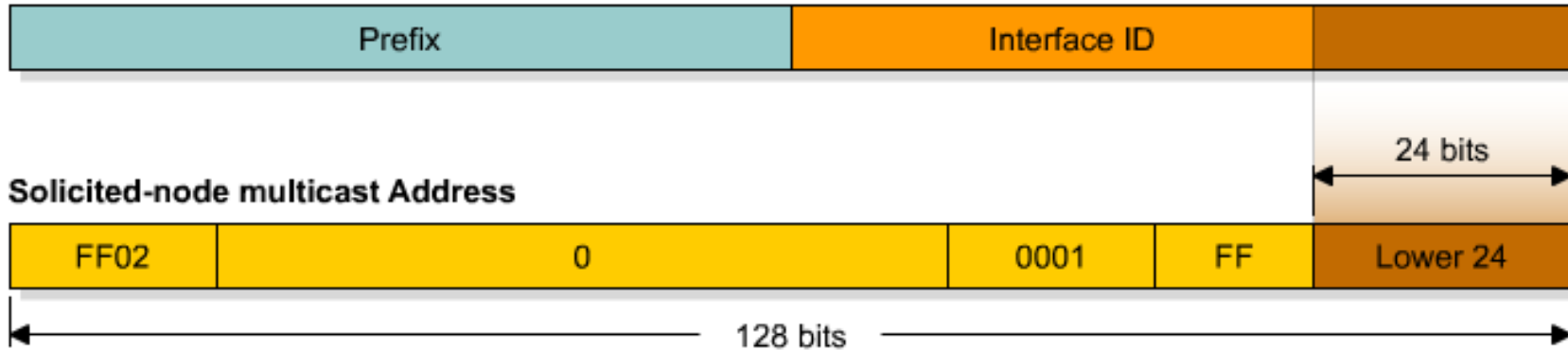
# Solicited-Node Multicast

---

- Solicited-Node Multicast is used for Duplicate Address Detection
  - Part of the Neighbour Discovery process
  - Replaces ARP
  - Duplicate IPv6 Addresses are rare, but still have to be tested for
- For each unicast and anycast address configured there is a corresponding solicited-node multicast address
  - This address is only significant for the local link

# Solicited-Node Multicast Address

## IPv6 Address



- Solicited-node multicast address consists of FF02:0:0:0:0:1:FF::/104 prefix joined with the lower 24 bits from the unicast or anycast IPv6 address



# Solicited-Node Multicast

```
R1#sh ipv6 int e0
Ethernet0 is up, line protocol is up
IPv6 is enabled, link-local address is FE80::200:CFF:FE3A:8B18
No global unicast address is configured
Joined group address(es):
  FF02::1
  FF02::2
  FF02::1:FF3A:8B18
MTU is 1500 bytes
ICMP error messages limited to one every 100 milliseconds
ICMP redirects are enabled
ND DAD is enabled, number of DAD attempts: 1
ND reachable time is 30000 milliseconds
ND advertised reachable time is 0 milliseconds
ND advertised retransmit interval is 0 milliseconds
ND router advertisements are sent every 200 seconds
ND router advertisements live for 1800 seconds
Hosts use stateless autoconfig for addresses.
R1#
```

Solicited-Node Multicast Address

# IPv6 Anycast

---

- An IPv6 anycast address is an identifier for a set of interfaces (typically belonging to different nodes)
  - A packet sent to an anycast address is delivered to one of the interfaces identified by that address (the “nearest” one, according to the routing protocol’s measure of distance).
  - [RFC4291 describes IPv6 Anycast in more detail](#)
- In reality there is no known implementation of IPv6 Anycast as per the RFC
  - Most operators have chosen to use IPv4 style anycast instead

# Anycast on the Internet

---

- A global unicast address is assigned to all nodes which need to respond to a service being offered
  - This address is routed as part of its parent address block
- The responding node is the one which is closest to the requesting node according to the routing protocol
  - Each anycast node looks identical to the other
- Applicable within an ASN, or globally across the Internet
- Typical (IPv4) examples today include:
  - Root DNS and ccTLD/gTLD nameservers
  - SMTP relays and DNS resolvers within ISP autonomous systems

# MTU Issues

---

- ❑ Minimum link MTU for IPv6 is 1280 octets (versus 68 octets for IPv4)
  - ⇒ on links with MTU < 1280, link-specific fragmentation and reassembly must be used
- ❑ Implementations are expected to perform path MTU discovery to send packets bigger than 1280
- ❑ Minimal implementation can omit PMTU discovery as long as all packets kept  $\leq 1280$  octets
- ❑ A Hop-by-Hop Option supports transmission of “jumbograms” with up to  $2^{32}$  octets of payload

# IPv6 Neighbour Discovery

---

- Protocol defines mechanisms for the following problems:
  - Router discovery
  - Prefix discovery
  - Parameter discovery
  - Address autoconfiguration
  - Address resolution
  - Next-hop determination
  - Neighbour unreachability detection
  - Duplicate address detection
  - Redirects

# IPv6 Neighbour Discovery

---

- ❑ Defined in RFC 4861
- ❑ Protocol built on top of ICMPv6 (RFC 4443)
  - Combination of IPv4 protocols (ARP, ICMP, IGMP,...)
- ❑ Fully dynamic, interactive between Hosts & Routers
- ❑ Defines 5 ICMPv6 packet types:
  - Router Solicitation
  - Router Advertisement
  - Neighbour Solicitation
  - Neighbour Advertisement
  - Redirect

# IPv6 and DNS

---

- Hostname to IP address:

IPv4	www.abc.test.	A	192.168.30.1
------	---------------	---	--------------

IPv6	www.abc.test.	AAAA	2001:db8:c18:1::2
------	---------------	------	-------------------

# IPv6 and DNS

---

## □ IP address to Hostname:

IPv4      1.30.168.192.in-addr.arpa.      PTR      www.abc.test.

IPv6      2.0.0.0.0.0.0.0.0.0.0.0.0.0.0.0.0.0.0.1.0.0.0.8.1.c.0.8.b.d.  
0.1.0.0.2.ip6.arpa      PTR      www.abc.test.



# IPv6 Technology Scope

---

IP Service	IPv4 Solution	IPv6 Solution
Addressing Range	32-bit, Network Address Translation	128-bit, Multiple Scopes
Autoconfiguration	DHCP	DHCP, Serverless, Reconfiguration
Security	IPsec	IPsec works End-to-End
Mobility	Mobile IP	Mobile IP with Direct Routing
Quality of Service	Differentiated Service, Integrated Service	Differentiated Service, Integrated Service
Multicast	IGMP, PIM, Multicast BGP	MLD, PIM, Multicast BGP, Scope Identifier

# What does IPv6 do for:

---

## □ Security

- Nothing IPv4 doesn't already support – IPSec runs in both

## □ QoS

- Nothing IPv4 doesn't already support – Differentiated and Integrated Services run in both
- So far, Flow label has no real use

# IPv6 Security

---

- ❑ IPsec standards apply to both IPv4 and IPv6
- ❑ All implementations required to support authentication and encryption headers (“IPsec”)
- ❑ Authentication separate from encryption for use in situations where encryption is prohibited or prohibitively expensive
- ❑ Key distribution protocols are not yet defined (independent of IP v4/v6)
- ❑ Support for manual key configuration required

# IP Quality of Service Reminder

---

- Two basic approaches developed by IETF:
  - “Integrated Service” (int-serv)
    - Fine-grain (per-flow), quantitative promises (e.g., x bits per second), uses RSVP signalling
  - “Differentiated Service” (diff-serv)
    - Coarse-grain (per-class), qualitative promises (e.g., higher priority), no explicit signalling
  - Signalled diff-serv (RFC 2998)
    - Uses RSVP for signalling with course-grained qualitative aggregate markings
    - Allows for policy control without requiring per-router state overhead

# IPv6 Support for Int-Serv

---

- 20-bit Flow Label field to identify specific flows needing special QoS
  - Each source chooses its own Flow Label values; routers use Source Addr + Flow Label to identify distinct flows
  - Flow Label value of 0 used when no special QoS requested (the common case today)
- Originally standardised as RFC3697

# IPv6 Flow Label

---

- Flow label has not been used since IPv6 standardised
  - Suggestions for use in recent years were incompatible with original specification (discussed in RFC6436)
- Specification updated in RFC6437
  - RFC6438 describes the use of the Flow Label for equal cost multi-path and link aggregation in Tunnels

# IPv6 Support for Diff-Serv

---

- 8-bit Traffic Class field to identify specific classes of packets needing special QoS
  - Same as new definition of IPv4 Type-of-Service byte
  - May be initialized by source or by router enroute; may be rewritten by routers enroute
  - Traffic Class value of 0 used when no special QoS requested (the common case today)

# IPv6 Standards

---

- Core IPv6 specifications are IETF Draft Standards → well-tested & stable
  - IPv6 base spec, ICMPv6, Neighbor Discovery, PMTU Discovery,...
- Other important specs are further behind on the standards track, but in good shape
  - Mobile IPv6, header compression,...
  - For up-to-date status: [www.ipv6tf.org](http://www.ipv6tf.org)
- 3GPP UMTS Rel. 5 cellular wireless standards (2002) mandate IPv6; also being considered by 3GPP2



# IPv6 Status – Standardisation

---

- Several key components on standards track...
  - Specification (RFC2460)
  - ICMPv6 (RFC4443)
  - RIP (RFC2080)
  - IGMPv6 (RFC2710)
  - Router Alert (RFC2711)
  - Autoconfiguration (RFC4862)
  - DHCPv6 (RFC3315 & 4361)
  - IPv6 Mobility (RFC3775)
  - GRE Tunnelling (RFC2473)
  - DAD for IPv6 (RFC4429)
  - ISIS for IPv6 (RFC5308)
  - Neighbour Discovery (RFC4861)
  - IPv6 Addresses (RFC4291 & 3587)
  - BGP (RFC2545)
  - OSPF (RFC5340)
  - Jumbograms (RFC2675)
  - Radius (RFC3162)
  - Flow Label (RFC6436/7/8)
  - Mobile IPv6 MIB (RFC4295)
  - Unique Local IPv6 Addresses (RFC4193)
  - Teredo (RFC4380)
  - VRRP (RFC5798)
- IPv6 available over:
  - PPP (RFC5072)
  - FDDI (RFC2467)
  - NBMA (RFC2491)
  - Frame Relay (RFC2590)
  - IEEE1394 (RFC3146)
  - Facebook (RFC5514)
  - Ethernet (RFC2464)
  - Token Ring (RFC2470)
  - ATM (RFC2492)
  - ARCnet (RFC2497)
  - FibreChannel (RFC4338)

# Recent IPv6 Hot Topics

---

- IPv4 depletion debate
  - IANA IPv4 pool ran out on 3rd February 2011
    - <http://www.potaroo.net/tools/ipv4/>
- IPv6 Transition “assistance”
  - CGN, 6rd, NAT64, IVI, DS-Lite, 6to4, A+P...
- Mobile IPv6
- Multihoming
  - SHIM6 “dead”, Multihoming in IPv6 same as in IPv4
- IPv6 Security
  - Security industry & experts taking much closer look

# Conclusion

---

- Protocol is “ready to go”
- The core components have already seen several years field experience

# The IPv6 Protocol & IPv6 Standards

